

Your roof is protecting your most precious investments, your home and your family. You can be confident knowing COLORBOND® steel is versatile, lightweight, durable, and capable of meeting the changing needs of your lifestyle.

Whether you live close to the coast or you're choosing a colour with energy-efficiency in mind, COLORBOND® steel can meet the needs that your home demands. Simply visit [colorbond.com/create](http://colorbond.com/create) to determine the most suitable COLORBOND® steel choices for your home.



**LEGEND**

① Also available in COLORBOND® Ultra steel for coastal and industrial environments. All other colours are available in COLORBOND® Ultra steel on request, please speak with your supplier.

② Also available in COLORBOND® Stainless steel for severe coastal and industrial environments. Please speak to your supplier for more information regarding availability.

For further details on the legend, please refer to the back page.


**CLASSIC colour range<sup>1</sup>**




**CLASSIC CREAM™**  
SA = 0.32. BCA = L




**PAPERBARK®**  
SA = 0.42. BCA = M




**PALE EUCALYPT®**  
SA = 0.60. BCA = M




**WOODLAND GREY® ②**  
SA = 0.71. BCA = D




**DEEP OCEAN® ②**  
SA = 0.75. BCA = D



**COTTAGE GREEN®**  
SA = 0.75. BCA = D



**MANOR RED®**  
SA = 0.69. BCA = D



**NIGHT SKY®**  
SA = 0.96. BCA = D


**CONTEMPORARY colour range<sup>1</sup>**




**SURFMIST® ② ②**  
SA = 0.32. BCA = L




**EVENING HAZE®**  
SA = 0.43. BCA = M




**SHALE GREY™**  
SA = 0.43. BCA = M



**DUNE® ② ②**  
SA = 0.47. BCA = M



**COVE™**  
SA = 0.54. BCA = M




**WINDSPRAY® ② ②**  
SA = 0.58. BCA = M




**GULLY™**  
SA = 0.63. BCA = D




**MANGROVE™**  
SA = 0.64. BCA = D



**WALLABY™ ②**  
SA = 0.64. BCA = D




**JASPER®**  
SA = 0.68. BCA = D



**BASALT™**  
SA = 0.69. BCA = D



**IRONSTONE®**  
SA = 0.74. BCA = D



**TERRAIN®**  
SA = 0.69. BCA = D



**MONUMENT® ②**  
SA = 0.73. BCA = D